

THE CREATIVE SCHOOLS CERTIFICATION

Since the 2012–13 school year, the Creative Schools Certification (CSC) has mapped the progress that each school in Chicago Public Schools (CPS) makes toward full arts access for their students. The Certification reflects the priorities of the CPS Arts Education Plan and was designed to help school leaders and teachers identify existing strengths and make plans to advance the arts in their classrooms.

The CSC rubric provides a quantitative score for the arts assets in each school, including arts instructors, classroom instruction in the arts, instructional practice, and community engagement. Data is compiled from responses on the annual Creative Schools Survey, as well as from administrative data provided directly by the District. The rubrics on the following pages detail how elementary schools and high schools are scored on each Certification metric and receive a score in one of five categories, indicating the strength of arts education in their building.

ELEMENTARY SCHOOL RUBRIC

PHASE 1

ARTS LIAISON ENTERS PRELIMINARY CRITERIA



Staffing

Ratio of arts instructors to students and number of full-time equivalent (FTE) arts instructors.

- 1 FTE/350 students
- 1 FTE
- 0.5 FTE
- 0 FTE



Minutes of Instruction

Average Minutes of Instruction per week throughout the school year.

- 120+ min
- 90–119 min
- 45–89 min
- 44 min and below



Access

Percentage of grade levels having access to art classes.

- 100%
- 80–99%
- 50–79%
- 49% and below

CREATIVE SCHOOLS CATEGORIES

- **Category 1:** Excelling
- **Category 2:** Strong
- **Category 3:** Developing
- **Category 4:** Emerging
- **Category 5:** Incomplete Data

The highest-numbered category score from the above elements (Staffing, Minutes, Access) is your Phase 1 Rating.

_____ **CONTINUE TO PHASE 2**

PHASE 2

ARTS LIAISON ANSWERS FIVE QUESTIONS



Budget: Does the school dedicate funding to the arts?



Professional Development: Do instructors have arts-specific professional development during the school year?



Arts Integration: Does the school utilize arts integration strategies?



Partnerships: Does the school collaborate with at least one external community arts partner?



Parent/Community Engagement: Does the school have exhibits, performances, or volunteer opportunities for students, parents, and the community?

CALCULATE FINAL CATEGORY

If a school answers YES to three or more Phase 2 questions, it keeps its score from Phase 1. This is its final Category Rating.

Phase

1 + 0

If a school answers NO to three or more Phase 2 questions, it must add one to its Phase 1 score. This becomes its final Category Rating.


Phase

1 + 1


Final Category Rating _____

HIGH SCHOOL RUBRIC

PHASE 1 ARTS LIAISON ENTERS PRELIMINARY CRITERIA

 **Staffing**
Ratio of arts instructors to students and number of full-time equivalent (FTE) arts instructors.

- 1 FTE/350 students
- 1 FTE
- 0.5 FTE
- 0 FTE

 **Disciplines and Depth**
Number of disciplines offered and number of levels per discipline.

- 3+ multi-level disciplines offered
- 3 disciplines offered
- 2 disciplines offered
- 0 or 1 disciplines offered


CREATIVE SCHOOLS CATEGORIES


- **Category 1:** Excelling
- **Category 2:** Strong
- **Category 3:** Developing
- **Category 4:** Emerging
- **Category 5:** Incomplete Data


The highest-numbered category score from the above elements (Staffing, Disciplines and Depth) is your Phase 1 Rating.


_____ **CONTINUE TO PHASE 2**


PHASE 2 ARTS LIAISON ANSWERS FIVE QUESTIONS

 **Budget:** Does the school dedicate funding to the arts?

 **Professional Development:** Do instructors have arts-specific professional development during the school year?

 **Arts Integration:** Does the school utilize arts integration strategies?

 **Partnerships:** Does the school collaborate with at least one external community arts partner?

 **Parent/Community Engagement:** Does the school have exhibits, performances, or volunteer opportunities for students, parents, and the community?

CALCULATE FINAL CATEGORY

If a school answers YES to three or more Phase 2 questions, it keeps its score from Phase 1. This is its final Category Rating.

Phase
1 + 0

If a school answers NO to three or more Phase 2 questions, it must add one to its Phase 1 score. This becomes its final Category Rating.

Phase
1 + 1

Final Category Rating _____